


Tyres and press-on bands



Selection tool

Tyres and press-on bands



Series	BSEV	BEV...-ZDG	BEV...-ZST
Category	Tyre	Press-on bands	
Tread / tyre	Super-elastic solid rubber	Elastic solid rubber, smooth rolling quality	Elastic solid rubber, drive quality
Tread and tyre hardness	70 Shore A	65 Shore A	65 Shore A
Non-marking	optional	optional	optional
Tyre or outer Ø	250–525 mm	125–610 mm	150–620 mm
Load capacity up to	2,260 kg	2,700 kg	5,580 kg
Rim connection	tough rubber core, steel-wire reinforced	press-on band with steel insert	press-on band on steel-band
Coefficient of friction μ (on smooth dry concrete)	> 0.6	> 0.6	> 0.6
Rolling resistance	■ ■ ■ ■ ■	■ ■ ■ ■ ■	■ ■ ■ ■ ■
Smooth operation and floor preservation	■ ■ ■ ■ ■	■ ■ ■ ■ ■	■ ■ ■ ■ ■
Speeds up to	25 km/h	16 km/h	16 km/h
Hydrolysis resistant	✓	✓	✓
For a description of the wheel, refer to	page 584–585	page 586	page 587

■ ■ ■ ■ ■ excellent

■ ■ ■ ■ ■ very good

■ ■ ■ ■ good





■ ■ satisfactory

■ sufficient

✓ yes

- no



BTH	BB
Press-on bands	
Polyurethane-elastomer Blickle Extrathane®	Polyurethane-elastomer Blickle Besthane®
92 Shore A	92 Shore A
✓	✓
125–415 mm	125–645 mm
4,550 kg	12,000 kg
steel-band	steel-band
> 0.25	> 0.25
	
	
10 km/h	16 km/h
–	✓
page 588	page 589

BSEV series with ribbed profile

Super-elastic solid rubber tyres



480–1,140 kg

Tread and tyre hardness	70 Shore A
Smooth operation / floor preservation	very good
Rolling resistance	good
Wear resistance	good

- Tyre:**
- super-elastic solid rubber, steel-wire reinforced, hardness 70 Shore A
 - very good operational comfort
 - very good floor preservation, low-noise operation
 - colour black
 - wheel Ø 250–306 mm: 2-component tyre, highly-elastic, abrasion-resistant tread
 - wheel Ø 405 mm: 3-component tyre, highly-elastic cushion layer, abrasion-resistant tread

- Other features:**
- chemical resistance to many aggressive substances, except oils
 - operating temperature: -30 °C to +80 °C, temporarily up to +100 °C, reduced load capacity over +60 °C
 - tyre for installation on the standard rims specified in the table

- Additional details:**
- wheel series: page 80
 - tread: page 54
 - chemical resistance: page 51

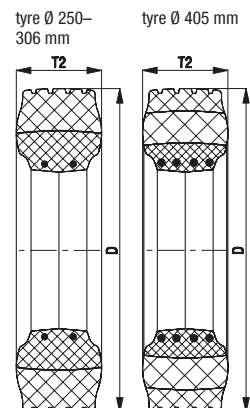
Tyre	Wheel Ø	Tyre width	Tyre size	Rim dimensions	Load capacity at 4 km/h	Load capacity at 6 km/h	Load capacity at 25 km/h	Profile type
	(D) [mm]	(T2) [mm]			[kg]	[kg]	[kg]	
BSEV 3.00-4-RP	250	85	3.00-4	2.10-4	480	400	300	R50
BSEV 3.00-4/2.50-4-RP	250	85	3.00-4	2.50C-4	720	600	475	R50
BSEV 4.00-4-RP	306	105	4.00-4	2.50C-4	840	700	535	R50
BSEV 4.00-8-RP	405	105	4.00-8	3.00D-8	1,140	950	730	R50

The tyre dimensions provided here apply to new tyres that are not bearing a load. The dimensions may change when they are in use.
Other dimensions available upon request

Versions / options



	with non-marking grey tyre	other versions
Technical description page	52	
Product code suffix	-SG	
Available for	upon request	upon request



BSEV series with zig-zag profile

Super-elastic solid rubber tyres



480–2,260 kg

Tread and tyre hardness

70 Shore A

Smooth operation / floor preservation

very good

Rolling resistance

good

Wear resistance

good

Tyre:

- super-elastic solid rubber, steel-wire reinforced, hardness 70 Shore A
- very good operational comfort
- very good floor preservation, low-noise operation
- colour black
- wheel Ø 250-306 mm: 2-component tyre, highly-elastic, abrasion-resistant tread
- wheel Ø 405-525 mm: 3-component tyre, highly-elastic cushion layer, abrasion-resistant tread

Other features:

- chemical resistance to many aggressive substances, except oils
- operating temperature: -30 °C to +80 °C, temporarily up to +100 °C, reduced load capacity over +60 °C
- tyre for installation on the standard rims specified in the table

Additional details:

- wheel series: page 80
- tread: page 54
- chemical resistance: page 51

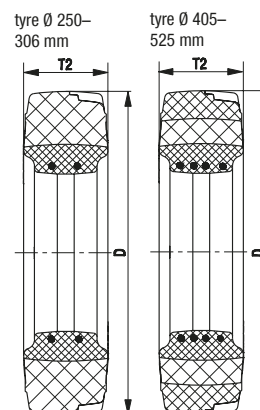
Tyre	Wheel Ø (D) [mm]	Tyre width (T2) [mm]	Tyre size	Rim dimensions	Load capacity at 4 km/h [kg]	Load capacity at 6 km/h [kg]	Load capacity at 25 km/h [kg]	Profile type
BSEV 3.00-4	250	85	3.00-4	2.10-4	480	400	300	B51
BSEV 3.00-4/2.50-4	250	85	3.00-4	2.50C-4	720	600	475	B51
BSEV 4.00-4	306	105	4.00-4	2.50C-4	840	700	535	B50
BSEV 4.00-8	405	105	4.00-8	3.00D-8	1,140	950	730	B50
BSEV 5.00-8	455	120	5.00-8	3.00D-8	1,700	1,415	1,090	B50
BSEV 6.00-9	525	140	6.00-9	4.00E-9	2,260	1,885	1,450	B50

The tyre dimensions provided here apply to new tyres that are not bearing a load. The dimensions may change when they are in use.
Other dimensions available upon request

Versions / options



	size 250x85 mm, zig-zag profile B51	with non-marking grey tyre	other versions
Technical description page		52	
Product code suffix		-SG	
Available for		upon request	upon request



BEV...-ZDG series

Elastic solid rubber press-on bands with steel insert



190–2,700 kg

Tread and tyre hardness	65 Shore A
Smooth operation / floor preservation	very good
Rolling resistance	very good
Wear resistance	good

Press-on band:

- high-quality elastic solid rubber in smooth rolling quality, hardness 65 Shore A
- very good operational comfort
- low rolling resistance
- very good floor preservation, low-noise operation
- colour black
- steel-wire reinforced
- for wheel centre with outer diameter tolerance h11

Other features:

- high chemical resistance to many aggressive substances, except oils
- operating temperature: -30 °C to +80 °C, temporarily up to +100 °C, reduced load capacity over +60 °C


Additional details:

- wheel series: page 80
- tread: page 53
- chemical resistance: page 51

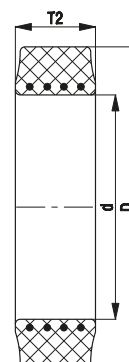
Press-on bands	Outer Ø	Width	Internal Ø	Load capacity	Load capacity	Load capacity
	(D) [mm]	(T2) [mm]	(d) [mm]	at 4 km/h [kg]	at 10 km/h [kg]	at 16 km/h [kg]
BEV 125x50/75-ZDG	125	50	75	190	130	100
BEV 160x50/100-ZDG	160	50	100	300	200	150
BEV 200x50/140-ZDG	200	50	140	420	280	180
BEV 200x75/100-ZDG	200	75	100	600	400	300
BEV 250x50/190-ZDG	250	50	190	540	360	270
BEV 250x60/170-ZDG	250	60	170	660	440	330
BEV 250x60/190-ZDG	250	60	190	630	420	320
BEV 250x75/140-ZDG	250	75	140	750	500	380
BEV 250x80/170-ZDG	250	80	170	810	540	410
BEV 250x130/140-ZDG	250	130	140	1,270	875	760
BEV 280x50/220-ZDG	280	50	220	630	420	320
BEV 300x75/220-ZDG	300	75	220	900	600	450
BEV 300x85/170-ZDG	300	85	170	960	640	480
BEV 300x90/203-ZDG	300	90	203	1,080	720	540
BEV 360x60/270-ZDG	360	60	270	900	600	450
BEV 360x75/270-ZDG	360	75	270	1,140	760	570
BEV 400x65/305-ZDG	400	65	305	1,080	720	540
BEV 400x75/305-ZDG	400	75	305	1,200	800	600
BEV 405x130/305-ZDG	405	130	305	1,800	1,200	900
BEV 415x90/305-ZDG	415	90	305	1,380	920	690
BEV 425x150/305-ZDG	425	150	305	2,160	1,450	1,100
BEV 500x85/370-ZDG	500	85	370	1,560	1,050	780
BEV 520x100/370-ZDG	520	100	370	1,830	1,225	920
BEV 610x150/410-ZDG	610	150	410	2,700	1,800	1,350

Other dimensions available upon request

Versions / options



	with non-marking natural colour tyre	other versions
Technical description page	53	
Product code suffix	-SN	
Available for	upon request	upon request



BEV...-ZST series

Elastic solid rubber press-on bands vulcanised onto steel-band



300–5,580 kg

Tread and tyre hardness

65 Shore A

Smooth operation / floor preservation

very good

Rolling resistance

very good

Wear resistance

good

Press-on band:

- high-quality elastic solid rubber in drive-quality, hardness 65 Shore A
- very good operational comfort
- low rolling resistance
- abrasion-resistant
- very good floor preservation, low-noise operation
- colour black
- vulcanised on the steel-band
- for wheel centre with outer diameter tolerance h11

Other features:

- chemical resistance to many aggressive substances, except oils
- operating temperature: -30 °C to +80 °C, temporarily up to +100 °C, reduced load capacity over +60 °C

Additional details:

- wheel series: page 81
- tread: page 53
- chemical resistance: page 51

Press-on bands	Outer Ø	Width	Internal Ø	Load capacity at 4 km/h [kg]	Load capacity at 10 km/h [kg]	Load capacity at 16 km/h [kg]
	(D) [mm]	(T2) [mm]	(d) [mm]			
BEV 150x75/100-ZST	150	75	100	450	300	230
BEV 160x50/100-ZST	160	50	100	300	200	–
BEV 200x50/140-ZST	200	50	140	420	280	–
BEV 200x75/100-ZST	200	75	100	600	400	300
BEV 250x60/190-ZST	250	60	190	630	420	300
BEV 250x75/140-ZST	250	75	140	750	500	400
BEV 250x80/170-ZST	250	80	170	810	540	440
BEV 250x105/170-ZST	250	105	170	940	645	590
BEV 250x130/140-ZST	250	130	140	1,270	875	800
BEV 280x50/220-ZST	280	50	220	630	600	260
BEV 285x75/220-ZST	285	75	220	–	–	425
BEV 300x85/170-ZST	300	85	170	960	640	480
BEV 300x90/203-ZST	300	90	203	900	625	540
BEV 300x100/203-ZST	300	100	203	1,050	715	620
BEV 360x60/270-ZST	360	60	270	900	600	390
BEV 360x75/270-ZST	360	75	270	1,140	760	570
BEV 360x85/270-ZST	360	85	270	1,260	840	635
BEV 405x65/305-ZST	405	65	305	–	–	475
BEV 405x130/305-ZST	405	130	305	1,800	1,240	1,130
BEV 415x75/305-ZST	415	75	305	1,050	–	590
BEV 415x100/305-ZST	415	100	305	1,330	915	835
BEV 425x150/305-ZST	425	150	305	2,290	1,570	1,430
BEV 450x300/305-ZST	450	300	305	5,580	3,820	3,490
BEV 457x152/308-ZST	457 (18")	152 (6")	308 (12 1/8")	2,510	1,720	1,575
BEV 457x178/308-ZST	458 (18")	178 (7")	309 (12 1/8")	3,060	2,095	1,915
BEV 457x229/308-ZST	459 (18")	229 (9")	310 (12 1/8")	4,150	2,840	2,595
BEV 520x120/370-ZST	520	120	370	2,150	1,310	1,195
BEV 540x200/410-ZST	540	200	410	4,200	2,570	2,335
BEV 550x150/370-ZST	550	150	370	3,010	1,845	1,675
BEV 550x160/410-ZST	550	160	410	3,060	2,095	1,915
BEV 560x100/410-ZST	560	100	410	1,620	1,105	1,010
BEV 610x150/410-ZST	610	150	410	3,000	2,055	1,875
BEV 620x200/410-ZST	620	200	410	4,540	3,105	2,835

Other dimensions available upon request

Versions / options



with non-marking natural colour tyre

other versions

Technical description page

53

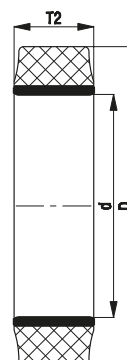
Product code suffix

-SN

Available for

upon request

upon request



BTH series

Press-on bands with polyurethane tread Blickle Extrathane®

500–4,550 kg

Tread and tyre hardness

92 Shore A

Smooth operation / floor preservation

good

Rolling resistance

very good

Wear resistance

excellent



Tread:

- high-quality polyurethane elastomer Blickle Extrathane®, hardness 92 Shore A
- low rolling resistance
- high abrasion resistance
- high cut and tear propagation resistance
- colour light brown, non-marking, non-staining
- excellent chemical connection with the steel-band
- for wheel centre with outer diameter tolerance h11

Other features:

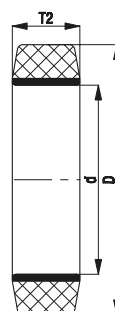
- high chemical resistance to many aggressive substances
- operating temperature: -30 °C to +70 °C, temporarily up to +90 °C, reduced load capacity over +40 °C

Additional details:

- wheel series: page 81
- tread: page 55
- chemical resistance: page 51

Press-on bands	Outer Ø	Width	Internal Ø	Load capacity at 4 km/h [kg]	Load capacity at 10 km/h [kg]
	(D) [mm]	(T2) [mm]	(d) [mm]		
BTH 125x40/75	125	40	75	500	–
BTH 125x50/75	125	50	75	660	260
BTH 150x50/100	150	50	100	780	310
BTH 150x75/100	150	75	100	1,100	450
BTH 150x130/100	150	130	100	1,950	780
BTH 160x50/100	160	50	100	780	310
BTH 180x50/120	180	50	120	900	360
BTH 180x75/120	180	75	120	1,300	520
BTH 180x100/105	180	100	105	1,650	660
BTH 200x50/140	200	50	140	1,000	400
BTH 200x60/150	200	60	150	1,200	480
BTH 200x75/100	200	75	100	1,300	520
BTH 200x80/120	200	80	120	1,400	570
BTH 200x85/105	200	85	105	1,550	620
BTH 200x105/120	200	105	120	1,900	760
BTH 200x130/105	200	130	105	2,250	900
BTH 230x85/170	230	85	170	1,900	760
BTH 250x50/190	250	50	190	1,200	480
BTH 250x60/190	250	60	190	1,400	570
BTH 250x80/170	250	80	170	1,800	720
BTH 250x105/170	250	105	170	2,500	1,000
BTH 250x130/140	250	130	140	2,600	1,200
BTH 254x127/165	254 (10")	127 (5")	165,1 (6,5")	2,600	1,050
BTH 260x105/170	260	105	170	2,600	1,000
BTH 285x75/220	285	75	220	2,000	800
BTH 285x100/200	285	100	200	2,750	1,100
BTH 285x100/228	285	100	228,6 (9")	2,750	1,100
BTH 290x105/185	290	105	185	2,750	1,100
BTH 300x90/203	300	90	203	2,400	960
BTH 343x115/245	343	115	245	3,600	1,400
BTH 350x110/270	350	110	270	3,450	1,350
BTH 360x120/220	360	120	220	3,950	1,550
BTH 405x130/305	405	130	305	4,550	1,800
BTH 415x100/305	415	100	305	3,600	1,400

Other dimensions available upon request



BB series

Press-on bands with polyurethane tread Blickle Besthane®

500–12,000 kg

Tread and tyre hardness

92 Shore A

Smooth operation / floor preservation

good

Rolling resistance

excellent

Wear resistance

excellent



Tread:

- high-quality polyurethane elastomer Blickle Besthane®, hardness 92 Shore A
- very low rolling resistance
- **high dynamic load capacity**
- high abrasion resistance
- high cut and tear propagation resistance
- colour brown, non-marking, non-staining
- excellent chemical connection with the steel-band
- for wheel centre with outer diameter tolerance h11

Other features:

- high chemical resistance to many aggressive substances
- operating temperature: -30 °C to +70 °C, temporarily up to +90 °C, reduced load capacity over +40 °C

Additional details:

- wheel series: page 81
- tread: page 56
- chemical resistance: page 51

Press-on bands	Outer Ø	Width	Internal Ø	Load capacity	Load capacity	Load capacity
	(D) [mm]	(T2) [mm]	(d) [mm]	at 4 km/h [kg]	at 10 km/h [kg]	at 16 km/h [kg]
BB 125x40/75	125	40	75	500	–	–
BB 125x50/75	125	50	75	660	380	190
BB 150x50/100	150	50	100	780	450	230
BB 150x130/100	150	130	100	1,950	1,100	580
BB 200x50/140	200	50	140	1,000	550	300
BB 200x75/100	200	75	100	1,300	750	390
BB 200x80/120	200	80	120	1,400	800	420
BB 200x130/105	200	130	105	2,250	1,300	670
BB 230x85/170	230	85	170	1,900	1,000	570
BB 250x50/190	250	50	190	1,200	700	360
BB 250x80/170	250	80	170	1,800	1,000	540
BB 250x130/140	250	130	140	2,600	1,500	780
BB 285x75/220	285	75	220	2,000	1,200	600
BB 310x60/220	310	60	220	1,650	1,000	490
BB 310x120/220	310	120	220	3,000	1,750	900
BB 343x115/245	343	115	245	3,600	2,100	1,050
BB 343x140/245	343	140	245	4,200	2,400	1,250
BB 360x60/270	360	60	270	1,900	1,100	570
BB 415x90/305	415	90	305	3,200	1,800	960
BB 645x250/500	645	250	500	12,000	7,000	3,600

Greatly increased load capacity is possible for applications without obstacles.

Other dimensions available upon request

